

Rotary®



WHEEL ALIGNMENT

ROTARY WHEEL SERVICE EQUIPMENT



www.rotarywheelservice.com

R1090

PRO 3D ALIGNMENT SYSTEM

HIGH PERFORMANCE SYSTEM WITH SOLID VISION TECHNOLOGY

Equipped with fixed cameras, tire grabbing clamps and remote controlled sensors.

- Automatic positioning of the cameras
- Automatic recognition of the targets
- ADAS ready

3D CAMERAS COMMUNICATE VIA BLUETOOTH

No cables or interruptions during alignment process.

AUTOMATIC LIFT LEVEL COMPENSATION

This innovative wireless system can be used on a number of service of lifts thanks to its automatic flatness compensation.

AUTOMATIC CAMERA POSITIONING - ALIGNMENT READINGS IN SECONDS

No adapters required while obtaining caster readings

NO MINIMUM BAY SIZE REQUIRED

Wireless capability with the mobility to move from bay to bay

FAST AND EASY SET UP

with Console or Tablet Operated System

- Includes Android Tablet as a REMOTE indicator

Easy to follow alignment process with updated graphics that feature a time saving

On Rack Test Drive Program

- Animated instructions
- Easy to read results
- Adjustment Illustrations
- Live adjustments
- Email or print alignment report

Handheld tablet allows techs to read and make adjustments anywhere in the bay!

PRECISION TARGET READING HIGH RESOLUTION FIXED CAMERAS

New smaller, rubber armored, wireless measuring heads with digital display keyboard with remote-control function



SINGLE SENSOR SUPPORT PROVIDES HEAD POSITION ON RUNWAYS FOR MULTIPLE VEHICLE WHEELBASES

Quick clamp to the lift, this pivoting support avoids damage with obstacles while lowering.



Requires a single head position to measure different wheel base vehicles.



Bluetooth transmission between measuring heads and control unit.

Large 32" HD Monitor



New portable cabinet with increased storage.

Compact size for workshops with limited space.



QUICK RELEASE BATTERY CHARGE STATION

Convenient charge station on cabinet unit top. Swap batteries without losing readings. 8-hour battery life allows a full day of work.



EXCLUSIVE 3DT® TARGETS with Solid Vision Technology EXTREMELY FAST NO ROLL-BACK COMPENSATION REQUIRED FOR MOST VEHICLES

- Extremely light
- No electronic components inside
- Built in leveling display
- No maintenance required



3 POINT + QUICK LOCKING TIRE CLAMPS

FAST SETUP with 4 self-centering 3 point tire clamps - includes quick locking units and ABS claws.





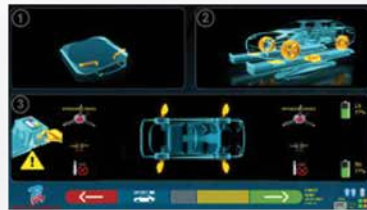

HANDHELD TABLET CONNECTS VIA WIFI

Take the alignment tablet with you as you make assessments, adjustments and collect the necessary data to get the job done from anywhere in the bay.



Always have live readings while making adjustments

The standard magnet kit is adhered to the back of the tablet allowing positioning directly to the lift or vehicle during the measuring processes.



UPDATED ANIMATED INSTRUCTIONS AND GRAPHICS GUIDE THE ALIGNMENT PROCESS

INCLUDES Spoiler Program for lowered vehicles - measures sport and tuned car bodies.

R1090PRO ADVANTAGES

TOWER FREE SYSTEM

Maximize available workspace.

Don't give up valuable bayspace in your shop.

NO MINIMUM BAY SIZE REQUIRED

No fixed obstacles or obstruction in front of lift.

Portable aligner console can be positioned anywhere for the ultimate convenience.

NO COMPENSATION or ROLL BACK*

No physical rolling or pushing of the vehicle to make runout compensation. Automatic and instant 3D target visualization.

*FOR MOST VEHICLES

NO INTERRUPTIONS

Perfect transmission signals. Always.

NO LIMITATIONS Can be used at any height!

No need to dedicate bays for alignment service only.

Use the aligner in more than one bay location with optional sensor supports.



SCAN CODE FOR PRODUCT VIDEO

STANDARD EQUIPMENT

- 1 control unit with PC, 32" monitor, keyboard, printer, mouse and mouse pad
- TABLET for running the Connect APP
- Wi-Fi dongle
- Remote control located on each sensor
- 2 measuring heads
- Extra set of batteries (2)
- 4, STDA35E/3D 3-point clamps with targets
- Set of 6 extensions for dually wheels
- 1 brake pedal depressor
- 1 steering wheel lock
- Instruction manual
- Runs on WINDOWS 10
- Two years free vehicle data updates
- 3-Year Parts Warranty
- 1-Year Labor Warranty


OPTIONAL EQUIPMENT

STDA3D/QC

Kit of two stands for model R1080. For use with the R1080 Sensors as a Quick Alignment Check.

#S130205 Turning Radius Gauge

Single 1.5" tall stainless steel radius gauge
No Pointer / 1-1/2" tall
4,500 lbs. (2,041kg) capacity
(2 required)



#S130237 Turning Radius Gauge

Single 1.5" tall stainless steel radius gauge
No Pointer / 1-11/16" tall
4,500 lbs. (2,041kg) capacity
(2 required)



#WS0036 Cordless VIN Scan Tool

Includes charging/communication base, and 4-port USB adapter.



TECHNICAL DATA	ACCURACY	MEASURING RANGE	TOTAL RANGE
FRONT AXLE			
Total toe	+/- 2'	+/- 2°	+/- 20°
Partial toe	+/- 1'	+/- 1°	+/- 20°
Set-back	+/- 2'	+/- 2°	+/- 5°
Camber	+/- 2'	+/- 3°	+/- 10°
Caster	+/- 5'	+/- 10°	+/- 18°
King pin	+/- 5'	+/- 10°	+/- 18°
REAR AXLE			
Total toe	+/- 2'	+/- 2°	+/- 20°
Partial toe	+/- 1'	+/- 1°	+/- 20°
Set-back	+/- 2'	+/- 2°	+/- 5°
Camber	+/- 2'	+/- 3°	+/- 10°
Thrust angle	+/- 2'	+/- 2°	+/- 5°
Power supply	110v / 1Ø / 60 Hz		

R1070

PRO CCD

TOTAL DRIVE AUTOMOTIVE and LIGHT TRUCK WHEEL ALIGNER

R1070 SPEED

8-CCD sensor wheel alignment system

Infrared transmission among measuring heads and Bluetooth® communication between the front head and the control unit.

The 1070 wireless aligner displays programs and data in easy to use 3D graphics. Access programs by selecting 5 command keys that guide the tech through the step by step measuring process. Enter vehicle information by model or VIN number and begin the process via a 3D animated workflow. Simply access programs by selecting 5 command keys that guide user step by step in the measuring process.

Portable - position wheeled aligner console anywhere for the ultimate convenience. Maximize available workspace without OBSTRUCTIONS.

Equipped with a powerful PC, 19" monitor, A4 printer and mobile cabinet for storage and attaching and charging measuring heads.



Bluetooth transmission between measuring heads and control unit.



PATENT PENDING 3 POINT + QUICK LOCKING TIRE CLAMPS

FAST SETUP with 2 pairs of self-centering 3 point tire clamps, with quick locking units and ABS claws.



8" - 24"
(203-610mm)

8-CCD MEASURING HEADS

Infra-red data transmission works well even in difficult lighting conditions.



WIRELESS KEYBOARD
with remote-control function.



INTEGRATED QUICK CHARGE HANGERS

Cabinet supports house the measuring-heads and recharge batteries while in storage.



LED REPEATER
Synoptic LED signal repeaters on each measuring head.



PROGRAM FEATURES

EASY VEHICLE SELECTION

Quick enter vehicle by model or V.I.N. number. Summary and comparison of diagnosis / repair values on a single screen.

EASY DATA

- Data management and display program with more than 90,000 vehicle data sheets
- Customer data bank for recording 20,000 jobs
Can search by customer name or vehicle plate

ANIMATED INSTRUCTIONS / 3D ANIMATION

EASY ALIGNMENT DISPLAYS

QUICK RUN OUT*

Measure wheel run out by moving the vehicle by only 30°
Ø 20" to 6" / Ø 24" to 7" / Ø 27" to 8" / Ø 31" to 9"
Ø 500mm to 150mm / Ø 600mm to 170mm
Ø 700mm to 200mm / Ø 800mm to 230mm

* Run out not required on most vehicles

QUICK DIAGNOSTIC

The quick measurement of axle set back, wheelbase and track width, may highlight any errors in the vehicles chassis symmetry.

10° / 20° CCD STEERING ACKERMANN

The steering procedure is carried out electronically through the CCD sensors, so caster and SAI are precisely measured.

VEHICLE SPOILER PROGRAM

Automatically activated to measure sport and tuned car bodies.

STANDARD EQUIPMENT

- 1 control unit with PC, 19" monitor, keyboard, printer and battery charger
- 2 front and rear measuring heads
- 4, 3-point STDA35E clamps with targets
- Set of 6 extensions for dually wheels
- 1 brake pedal depressor
- 1 steering wheel lock
- Instruction manual on USB drive

EASY UPDATE SMART CARD for quick data bank update. **USB KEY** to save and restore customer data. **FREE** specification updates for 1 year with purchase.



OPTIONAL EQUIPMENT

#WS0036 Cordless VIN Scan Tool

Includes charging/communication base, and 4-port USB adapter.



SCAN CODE FOR PRODUCT VIDEO



TECHNICAL DATA	ACCURACY	MEASURING RANGE	TOTAL RANGE
FRONT AXLE			
Total toe	+ / - 2'	+ / - 2"	+ / - 20"
Partial toe	+ / - 1'	+ / - 1"	+ / - 20"
Set-back	+ / - 2'	+ / - 2"	+ / - 5"
Camber	+ / - 2'	+ / - 3"	+ / - 10"
Caster	+ / - 5'	+ / - 10"	+ / - 18"
King pin	+ / - 5'	+ / - 10"	+ / - 18"
REAR AXLE			
Total toe	+ / - 2'	+ / - 2"	+ / - 20"
Partial toe	+ / - 1'	+ / - 1"	+ / - 20"
Set-back	+ / - 2'	+ / - 2"	+ / - 5"
Camber	+ / - 2'	+ / - 3"	+ / - 10"
Thrust angle	+ / - 2'	+ / - 2"	+ / - 5"
Power supply	110v / 10 / 60 Hz		

R1065

MOBILE TABLET ALIGNER

Affordable tablet operated, tower-free system provides the ultimate usage of shop space!



Handheld tablet is used without a WIFI connection.

CONNECTS TO MEASURING HEADS VIA BLUETOOTH

Always have live readings while making adjustments

The standard magnet kit is adhered to the back of the tablet allowing positioning to the cart, directly to the lift or vehicle during the measuring processes.



Bluetooth transmission between measuring heads and control unit.

Portable aligner cart is positioned anywhere in the bay for maximum shop convenience.

COMPUTER FREE ALIGNMENT SYSTEM - FAST SET UP

No computer software updates required

WIRELESS MEASURING HEADS COMMUNICATE VIA BLUETOOTH

No cables or interruptions during alignment process

NO MINIMUM BAY SIZE REQUIRED

Wireless capability with the mobility to move from bay to bay

PERSONALIZED ALIGNMENT REPORT EMAILED TO CUSTOMER

Insures customer satisfaction or print to a local WIFI printer

ACCURATE 2 STEP RUN OUT PROCESS

Tablet tells the operator when to stop, and when to roll forward during the run-out process.

UPDATED ANIMATED INSTRUCTIONS AND GRAPHICS GUIDE THE ALIGNMENT PROCESS

INCLUDES Spoiler Program for lowered vehicles - automatically activated to measure sport and tuned car bodies.

Make assessments, adjust readings and collect vehicle data anywhere in the bay.



SCAN CODE FOR PRODUCT VIDEO

SENSOR KEYPAD

GREEN LED signals when charging
RED LED signals when unit is on



NEW FRONT & REAR MEASURING HEADS

State-of-the-art design for the wireless sensors. All the characteristics of both vehicle axles are measured by 4 CCD measuring heads that include 2 CCD cameras each.

All measuring heads include a bearing on the shaft and the Right Rear includes an encoder to speed the Run Out process. The 4 measuring heads charge while stored on cart.

STANDARD EQUIPMENT

- 10" Android tablet
- 8 CCD camera system
 - 4 sensors with 2 CCD cameras
- 4 STDA33EU wheel clamps
- 1 brake pedal depressor
- 1 steering wheel lock
- 3-Year parts warranty
- 1-Year labor warranty



STDA33EU 4 point wheel clamps
Self-centering clamps with removable claws. Set of 4.

OPTIONAL EQUIPMENT*

STDA35E 3 point wheel clamps
Self-centering clamps with quick locking arms and ABS claws. Set of 2 clamps.

STDA41 extended claws
Long metal claws for vans
Set of 8 claws / 2.2"

STDA96 3 point wheel clamps
Self-centering clamps with quick locking arms and ABS claws. Manual diameter adjustment. Set of 2 clamps.

#WS0036 Cordless VIN Scan Tool
Includes communication /charging base, and 4-port USB adapter

* Optional wheel clamps shown are purchased as an option and cannot be substituted for standard STDA33EU clamps.

TOTAL MEASURING RANGE / R1065

TECHNICAL DATA	ACCURACY	MEASURING RANGE	TOTAL RANGE
FRONT AXLE			
Total toe	+ / - 2"	+ / - 2"	+ / - 20"x2
Partial toe	+ / - 1"	+ / - 1"	+ / - 20"
Set-back	+ / - 2"	+ / - 2"	+ / - 5"
Camber	+ / - 2"	+ / - 3"	+ / - 10"
Caster	+ / - 5"	+ / - 10"	+ / - 18"
King pin	+ / - 5"	+ / - 10"	+ / - 18"
REAR AXLE			
Total toe	+ / - 2"	+ / - 2"	+ / - 20"x2
Partial toe	+ / - 1"	+ / - 1"	+ / - 20"
Set-back	+ / - 2"	+ / - 2"	+ / - 5"
Camber	+ / - 2"	+ / - 3"	+ / - 10"
Thrust angle	+ / - 2"	+ / - 2"	+ / - 5"
Power supply	110v / 10 / 60 Hz		

FEATURES

- Mobile cart with built-in sensor chargers - long lasting batteries work all day
- Fast installation and set up
- Can be used in multiple bays
- Use on any runway lift with alignment kit

R5000

CTA PRO

Add alignment to your shops offering of services and see significantly higher income production with much faster operating times and no loss of accuracy.

COMMERCIAL TRUCK ALIGNMENT SYSTEM

SPEED and EFFICIENCY with 6-CCD sensor system

Infrared transmission among measuring heads and Bluetooth® communication between the front heads and the control unit.

SIMPLE SYSTEM TO LEARN WITH FAR LESS TRAINING TIME


The double inclinometer allows caster adjustment without steering. No run out clamps enable user to skip out of any compensation procedures. Special side supports allow housing and recharging the measuring head batteries.

UNIVERSAL USE / FLOOR / PIT or LIFT

Portable console can be positioned in any available bay space.
Maximize available workspace without OBSTRUCTIONS.

PATENTED STANDARD FAST TIRE CLAMPS

FAST SETUP / NO RUN-OUT COMPENSATION
30" TIRE DIAMETER MINIMUM



The wheeled control unit houses the computer, printer and monitor and stores clamps and accessories.

Bluetooth®
Bluetooth transmission between measuring heads and control unit.

TWSR SENSORS

BUS and TRUCK APPLICATION

Front heads have extended drop-down sensor frame.



LED REPEATER ON FRONT SENSORS

LEDs on the head inform operator when adjustment angle is within specification range.



4 REMOTE CONTROLS

Operate the system from any head.

4 LED SENSORS allow alignment readings up to 59 feet.



QUICK CHARGER

contacts for battery charging.

Special side supports on cabinet allow housing and recharging of the measuring head batteries.

PROGRAM FEATURES

DATA MANAGEMENT

Data bank with vehicle data sheets already entered and further blank sheets to be filled.

- Customer data bank for recording jobs with search by customer name or vehicle plate number.
- Summary and comparison of diagnosis/repair values on a single screen.
- Measurement of multiple axles vehicles using an extremely easy-to-follow procedure.

User's instructions with animated graphics measure axle offset electrically without wasting time manually measuring.

STANDARD EQUIPMENT

- 1 control unit with PC, 19" monitor, keyboard, printer and battery charger
- 2 front and rear measuring heads
- 4 STDA92 tire clamps

- 2 STDA29L front turntables
- 1 brake pedal depressor
- 1 steering wheel lock



SCAN CODE FOR PRODUCT VIDEO

OPTIONAL APPLICATIONS



TRAILER ALIGNMENT / Up to 8 axles



TRUCK TRAILER ALIGNMENT FIXTURE #STDA49N

CCD CALIBRATION KIT #STDA14



HD / PASSENGER COMBO KIT

#STDA159VSG

Adding this kit and a set of 4 passenger tire clamps (2 per part number) will allow the R5000 to align compact passenger cars up to Class 8 vehicles.

Contact factory for detailed information.

TECHNICAL DATA	ACCURACY	MEASURING RANGE	TOTAL RANGE
FRONT AXLE			
Total toe	+ / - 3"	+ / - 2"	+ / - 20"
Partial toe	+ / - 1"	+ / - 1"	+ / - 2" 30'
Set-back	+ / - 2"	+ / - 2"	+ / - 5"
Camber	+ / - 2"	+ / - 3"	+ / - 10"
Caster	+ / - 5"	+ / - 10"	+ / - 18"
King pin	+ / - 5"	+ / - 10"	+ / - 18"
REAR AXLE			
Total toe	+ / - 3"	+ / - 2"	+ / - 20"
Partial toe	+ / - 1"	+ / - 1"	+ / - 2" 30'
Set-back	+ / - 2"	+ / - 2"	+ / - 5"
Camber	+ / - 2"	+ / - 3"	+ / - 10"
Thrust angle	+ / - 2"	+ / - 2"	+ / - 5"
Power supply	110v / 10 / 60 Hz		



ALIGNMENT DRIVE-ON LIFT SERIES

ENGINEERED FOR CARS and COMMERCIAL VEHICLES

WHAT COMES STANDARD WITH EVERY ROTARY ALIGNMENT LIFT?

VERSATILITY: it's the standard to which Rotary lifts are built. Service a wide variety of vehicles with the right choice.

Rotary's alignment lifts are compatible with all available Rotary and most available wheel alignment systems giving your shop more flexible options for repairs and bay setup.

SUPERCHARGE ARO14 LIFTS WITH **SHOCKWAVE™**

Two times faster than standard service lifts! Designed specifically when service speed is essential, Shockwave-equipped lifts create greater technician productivity and higher profits.

Shockwave-equipped lifts include:

- Spotline™ laser-assisted spotting with motion sensor
- Patented 110v DC power system with built-in battery charger



SCAN AND WATCH SHOCKWAVE IN ACTION

Learn more about our alignment lifts at rotarylif.com.



ARO14 OPEN FRONT DESIGN Four Post Alignment Lift

14,000 lbs. Capacity

FEATURES:

- Two 7,000 lbs. capacity rolling jacks
- Two turning radius gauges
- Sentinel Lock™ system
- Available with SHOCKWAVE™ power
- 20" wide runways
- Rear slip plates
- Internal airlines
- Air Filter / Regulator / Lubricator



XA14 OPEN THROUGH Scissor Alignment Lift

14,000 lbs. Capacity

FEATURES:

- Space saving open design
- True vertical lifting
- Two 7,000 lbs. rolling jacks
- Two turning radius gauges
- 25.5" wide runways
- Air actuated rear slip plate locks
- Recessed / Surface mount options



AR18 HEAVY DUTY FOUR POST Four Post Alignment Lift

18,000 lbs. Capacity

FEATURES:

- Two 9,000 lbs. rolling jacks
- Two turning radius gauges
- Sentinel Lock™ system
- 22" wide runways
- Internal airlines
- Air Filter / Regulator / Lubricator



ARO22 OPEN FRONT DESIGN Four Post Alignment Lift

22,000 lbs. Capacity

FEATURES:

- 9,000 lbs. capacity front jack
- 15,000 lbs. capacity rear jack
- Two turning radius gauges
- Air locking rear slip plates
- LED lights integrated into platforms
- 26" wide runways
- Patented articulating roller system
- Sentinel Lock™ system
- Internal airlines
- Air Filter / Regulator / Lubricator



OPTIONAL SMARTFILL™ AIR INFLATION SYSTEM

Set inflation to the desired psi while the technician performs other work. Dual tire filling enables separate pressure settings for front and rear axle tires.



TIRE CHANGERS



WHEEL BALANCERS



ALIGNMENT RUNWAY LIFTS



ALIGNMENT SYSTEMS



Rotary's line of premium equipment is manufactured to the highest standards of quality and durability to help you perform the job right the first time, every time.

Offer your customers top quality tire and wheel service by putting Rotary to work for you.

Rotary Wheel Service Equipment

2700 Lanier Drive / Madison, IN 47250, USA

www.rotarywheelservice.com



Sales:

1.812.273.1622 / 800.445.5438
insidesales@vsgdover.com

Government Sales:

800.445.5438 X5655

For additional information:

rotarylif.com/Government-Purchasing-Assistance/



Tech. Support:

800.445.5438
technicalsupport@rotarylif.com

Lit# Rotary Wheel Service Alignment Brochure.2022.03

©2022 VEHICLE SERVICE GROUPSM. Printed in U.S.A., All Rights Reserved. Unless otherwise indicated, ROTARY, VEHICLE SERVICE GROUPSM, DOVER and all other trademarks are property of Dover Corporation and its affiliates.

Rotary wheel aligners are manufactured using the following patents: US Patent No. 9.453.724.B2 / US Patent No. 9.300.864 B2

Product specifications, part numbers, images and component descriptions are subject to change without notice or liability.



All Rotary Wheel Service Equipment carries an industry-leading 3 year warranty.

See website for details.